



Rayat Shikshan Sanstha's,
Prof. Dr. N. D. Patil Mahavisyalaya, Malkapur – Perid
STUDENT FEEDBACK ANALYSIS REPORT (2022-23)

PROLOGUE:

Rayat Shikshan Sanstha's, Prof. Dr. N.D.Patil Mahavisyalaya, Malkapur – Perid is affiliated with Shivaji University, Kolhapur . The college offer various courses like B.A.,B. Com., B.Sc. For Under Graduation level and M.A.Hindi at Post-Graduation level. In this Academic Year (2022-23) over 1400 students are studying in college. The Internal Quality Assurance Cell (IQAC) of the College has continuously been working on quality improvement and the betterment of student learning experiences. For further improvement, IQAC and Feedback Committee collect feedback from various stakeholders have been received. This report focuses on the feedback of students on Syllabus and Teachers.

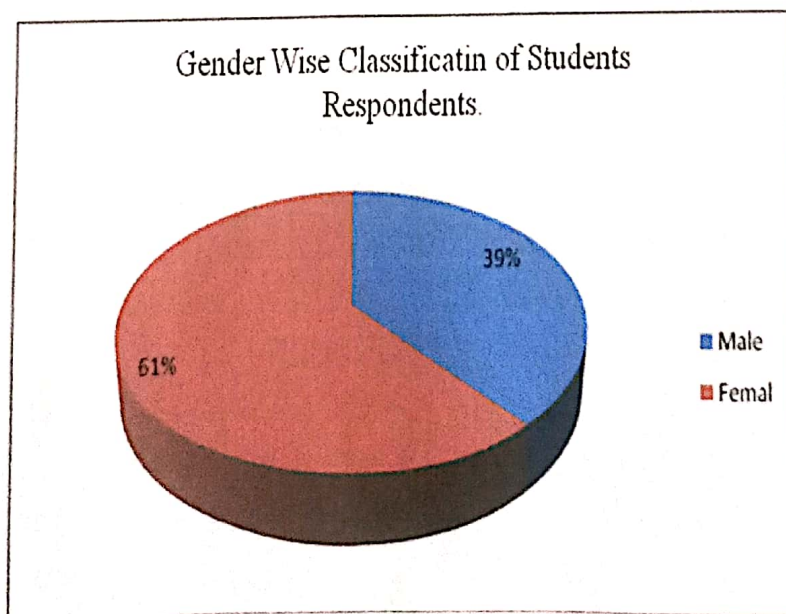
COLLECTION OF DATA AND ANALYSIS

Every Year a Google form was created and sent to students WhatsApp Group. In this year total 207 Students are responses have been received on Curriculum. In order to arrive to comprehensive results, useful statistical tools like percentage, etc. have been used. For the effective presentation of the data, various types of graphs have been used.

STUDENTS FEEDBACK ON CURRICULUM

1. STUDENT PROFILE:

Chart- 01.



2. STUDENT RESPONDENTS.

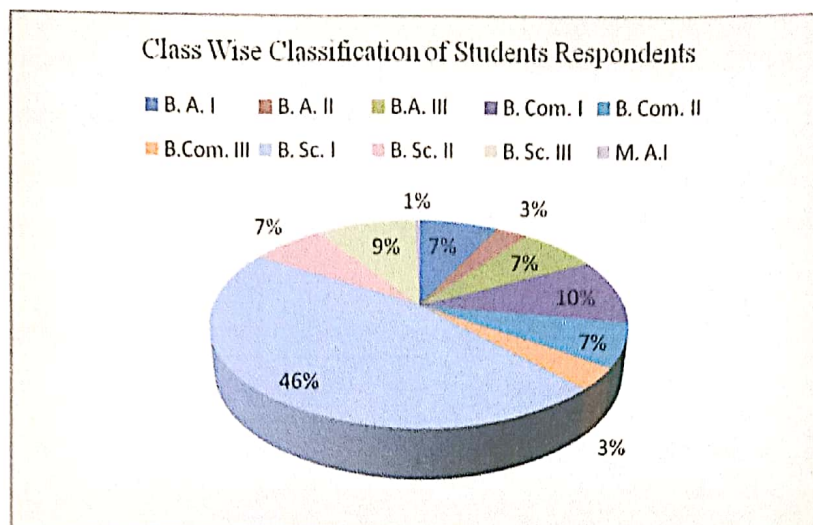


Chart-2 shows the class-wise classification of student responses. It was noticed that, 7% responses were given by B. A.1st year students, 3% responses were given by B. A.2nd year students, 7% responses were given by B. A.3rd year students. Students of Arts Faculty contributories 17% of the survey.

10% responses were given by B. Com. 1st year students, 7% responses were given by B. Com. 2nd year students, 3% responses were given by B. Com. 3rd year students. Students of Commerce Faculty contributories 20% of the survey.

46% responses were given by B. Sc. 1st year students, 7% responses were given by B. Sc. 2nd year students, 9% responses were given by B. Com. 3rd year students. Students of Science Faculty contributories 63% of the survey

Students of M.A. I Year contributories 01% of the survey.

3. STUDENTS FEEDBACK ON SYLLABUS

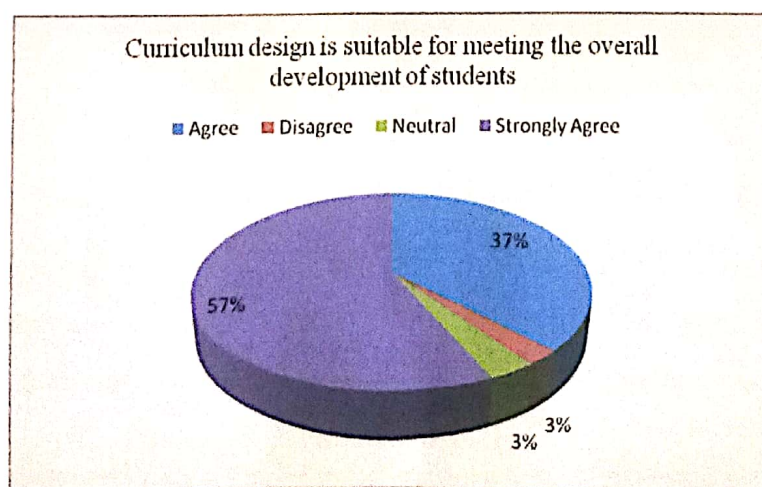


Chart-3 Describes the responses of the students on whether the Curriculum design is suitable for meeting the overall development of students. It was noticed that, 57% students have strongly agreed that, Curriculum design is suitable for meeting the overall development of students. On the other side, 3% students are Disagree that question.

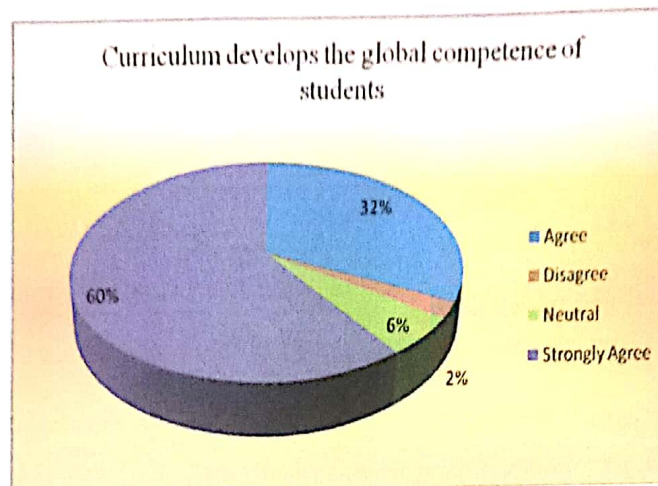


Chart-4 Describes the responses of the students on whether the Curriculum develops the global competence of students. It was noticed that, 60% students have strongly agreed and 32% Students Agree that, Curriculum design is suitable for meeting the overall development of students. On the other side, 2% students are Disagree that question. And 6% Students are neutral with this question.

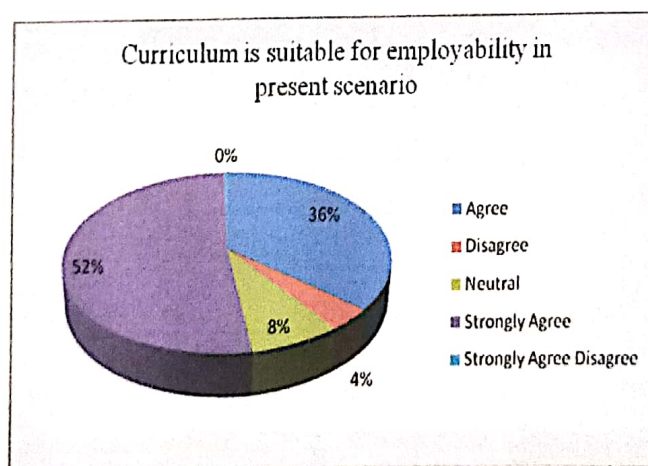


Chart-5 Describes the responses of the students on whether the Curriculum is suitable for employability in present scenario. It was noticed that, 52% students have strongly agreed and 36% Students Agree that, Curriculum is suitable for employability in present scenario. And

other side, 4% students are Disagree that question. And 8% Students are neutral with this question.

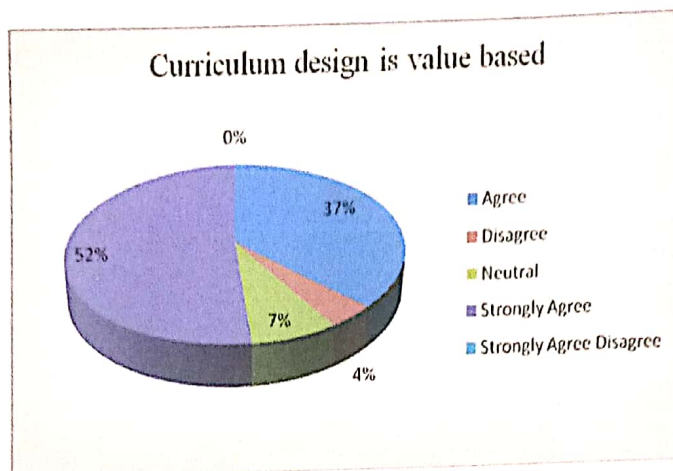


Chart-6 Describes the responses of the students on whether the Curriculum design is value based. It was noticed that, 52% students have strongly agreed and 37% Students Agree that, Curriculum is suitable for employability in present scenario. And other side, 4% students are Disagree that question. And 7% Students are neutral with this question.

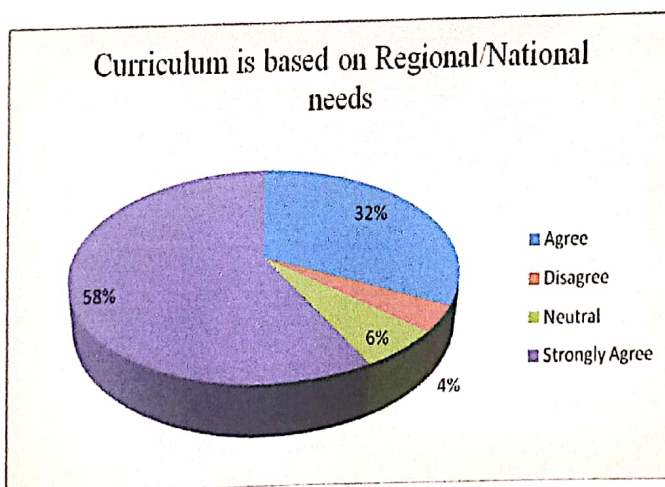


Chart-7 Describes the responses of the students on whether the Curriculum is based on Regional/National needs. It was noticed that, 58% students have strongly agreed and 32% Students Agree that, Curriculum is suitable for employability in present scenario. And other side, 4% students are Disagree that question. And 6% Students are neutral with this question.

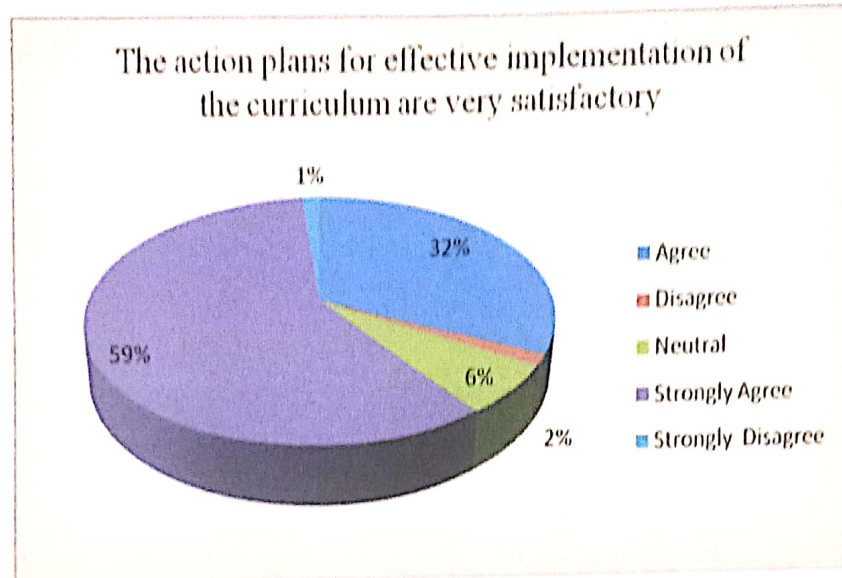


Chart-8 Describes the responses of the students on whether the action plans for effective implementation of the curriculum are very satisfactory. It was noticed that, 59% students have strongly agreed and 32% Students Agree that, Curriculum is suitable for employability in present scenario. And other side, 2% students are Disagree that question. And 6% Students are neutral with this question. And other side only 1% Students are strongly disagree with this question.

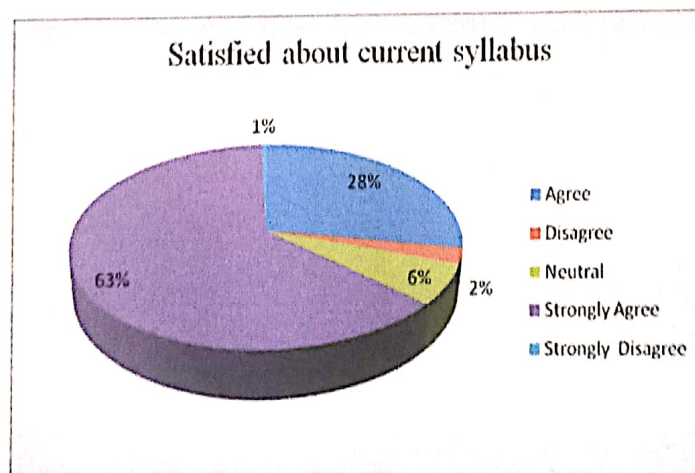


Chart-9 Describes the responses of the students are Satisfied about current syllabus. It was noticed that, 63% students have strongly agreed and 28% Students Agree that, Curriculum is suitable for employability in present scenario. And other side, 2% students are Disagree that question. And 6% Students are neutral with this question. And other side only 1% students are strongly disagree with this question.


PRINCIPAL
 Prof. Dr. N. D. Patil Mahavidyalaya
 Malkapur, Dist. Kolhapur